



Office of the Principal
MURAZAR COLLEGE

P.O. Murazar : Pin : 782439, Dist. Hojai : Assam
Estd. 1989

Permanently affiliated to Gauhati University, Guwahati

Dr. Sayed Ahammed Ali, M.A., Ph.D.
Principal, Murazar College

☎ 03674-267911, 9577774252
Email: principalmurazarcollege@gmail.com
murazarcollege@gmail.com

Ref. No.



Date : 04-04-2024

PUBLIC NOTICE

Dear Students, Parents, and Other Stakeholders,

As the result of the Assam Higher Secondary Examination, 2024 draws to a close, we would like to provide essential information regarding the admission process in the Colleges. Prior to the declaration of results, it is imperative that all appeared students equip themselves with the necessary documentation for a smooth admission process.

Admission for the academic year 2024-25 will be facilitated through the **Assam State Higher Education Portal** (<https://assamadmission.samarth.ac.in/>). To ensure a hassle-free admission process, we request all students to prepare the following documents:-

1. Aadhar Card
2. PAN Card
3. PRC (Permanent Resident Certificate)
4. Birth Certificate.
5. Passport size Photo.
6. Family Income Certificate (For those interested in availing the Fee Waiver Scheme of the Government of Assam) from Concerned Circle Officer.
7. Bank Account
8. Email id
9. Admit Card
10. Pass Certificate and Marks Sheet (after the result declaration)

While all documents may be necessary at the time of form fill-up and admission in the **Samarth e Gov Portal** (<https://assamadmission.samarth.ac.in/>) it is crucial to have them readily available for admission Fee Waiver Scheme under Pragyam Bharati.

We encourage all students to equip themselves with the necessary particulars well in advance to streamline the admission process, Ample time is available to ensure all documents are in order.


Principal
Murazar College
MURAZAR COLLEGE
P.O. Murazar
Hojai (Assam)



**GOVERNMENT OF ASSAM
HIGHER EDUCATION DEPARTMENT
DISPUR, GUWAHATI-6**

Ecf No. 294817/ 132

Dated: Dispur, the 3rd April, 2024.

From : Shri Narayan Konwar, IAS
Secretary to the Govt. of Assam
Higher Education Department.

To : 1. The Registrar
All State Universities of Assam
2. The Principal
All Govt/Provincialized/PDUAM/Govt. Model College of Assam

Sub : Regarding acceptance of income certificate issued by Circle Officer for the purpose of admission.

Sir/Madam,

In inviting a reference to the subject cited above, this is to inform you that Govt. of Assam in Higher Education Department has decided that only certificate issued by the Circle Officer (competent revenue official) will be accepted for the purpose of granting Fee Waiver in admission from the upcoming academic session 2024 across all eligible Higher Education Institutions who are eligible for Fee Waiver, as per the relevant O.M.

Hence, the concerned Institutions need to communicate with all students about the same and only accept the Income Certificate issued by Circle Officer. Necessary compliance is sought on the matter.

This is for favour of your kind information and necessary action.

Yours faithfully,

Signed by

Narayan Konwar

Secretary to the Govt. of Assam
Higher Education Department

Date: 03-04-2024 19:35:31

Memo Ecf No.294817/132 -A

Dated: Dispur, the 3rd April, 2024.

Copy to :

- 1) The Director of Higher Education, Assam for kind information and necessary action.
- 2) The Nodal Officer, Samarth e-Gov, Assam to make necessary provisions in the Admission portal.

By order etc.

(e-Signed)

Secretary to the Govt. of Assam
Higher Education Department



**GOVERNMENT OF ASSAM
HIGHER EDUCATION DEPARTMENT
DISPUR, GUWAHATI-6**

.....

Ecf No.255270

Dated: Dispur, the 3rd April, 2024

NOTIFICATION

Pursuant to the decisions of NEP implementation committee meeting held on 16th March, 2024, the Department is pleased to notify the following points for necessary action by the concerned Higher Educational Institution.

1. Lateral entry:

- a. The modalities and prerequisites/prior learning for Horizontal Mobility (multiple entry-multiple exit) and Lateral entry for students from Polytechnics in the 3rd Semester will be decided by the Universities/ Autonomous Colleges before the commencement of admission in the year 2024.
- b. The students must have qualified level 4.5 as per NCeF for lateral entry from Polytechnics. All other multiple entry-multiple exit for HEIs other than from Polytechnics will be as per the relevant UGC and AICTE guidelines and the Govt. of Assam's O.M./Notification issued earlier in this regard.
- c. Supernumerary seats in the range of 5-20 percent may be increased by Institution, subject to the feasibility based on Infrastructural and Faculty availability. However, the range will be 5-10 percent in case of Technical Institutions, as per AICTE guidelines.
- d. The seats available for every Institution need to be declared against every department in the Samarth portal which will be visible to students for deciding whether or not to go for it.
- e. 4th Year Curriculum for the current CBCS students, as per UGC notice no. F. No. 60-1 (QIP/Misc.)/2024 dated 1st March 2024
- f. Provisions for 4th year UG programme- Hons with Research or 4th year with Hons may be made by all HEIs offering migration of present CBCS students, as per UGC Credit and Curriculum framework, 2022.
- g. Relevant curriculum and modalities for facilitation of this migration to be worked out by the concerned University/ Autonomous college with an organic progression from 6th semester syllabus under CBCS to the 4th year (like NEP) exploring the scope of Level 6, as per NEP-2020 into one year PG course (Level 6.5), maintaining the learning levels, as per NCeF. Curriculum would be the same both for the Universities/Autonomous Colleges/Affiliated Colleges.

2. The 4th year UG programme- Hons with Research or 4th year with Hons for the current CBCS students to be mandatory for the Universities to offer and optional for Colleges. Any single department in a College may also start the 4th year UG, as per feasibility.
 - a. Students graduating under CBCS plus one UG programme and Four Year Undergraduate Programme (FYUGP) to be treated at par with each other and be accordingly notified to ensure that parity is given in degree recognition, academic progression and employability.
 - b. The scheme of 7 years to complete FYUGP degree under NEP-Multiple Entry-Multiple Exit shall not apply to the students under CBCS plus one UG programme but they will follow the erstwhile University timeline for the CBCS degree courses with one additional year, depending on requirement.

- c. Preparation of curriculum for both 4th year UG programme- Hons with Research or 4th year with Hons and according statutory approval to the programme to be done on or before 15th May, 2024.
 - d. The curriculum for one year PG to be specially curated/prepared to cater to progression of students under CBCS plus one UG programme and be accorded statutory approval by 15th Dec, 2024.
3. B. Ed admission modalities to be worked out and provisioned through Samarth.

This comes into force with immediate effect.

Signed by

Narayan Konwar
(Shri Narayan Konwar, IAS)
Secretary, Higher Education Department.
Date: 03-04-2024 19:04:43

Dated Dispur, the 3rd April, 2024

Memo Ecf No.255270-A

Copy to:

- 1) The Director of Higher Education/Director of Technical Education, Assam for kind information.
- 2) The Registrar, All State Universities of Assam for kind information and necessary action
- 3) The Principal, All Autonomous Colleges for kind information and necessary action
- 4) The Principal, All Govt/Provincialized/PDUAM/Govt. Model Colleges of Assam

By order etc.,
Secretary to the Govt. of Assam,
Higher Education Department

User Guide

Assam State Higher Education Admission Portal

2023-24

A comprehensive user guide for students for Assam State Higher Education Department admission process.

Table of Contents

Introduction

Website Walkthrough

Home

Notice

Institutions

Programme Information

FAQs

Contact Us

The Admission Process

Registration

Applicant Dashboard

Login

Profile Details

Other Details

Uploads

Preview

Programme Selection

Academic Details

Introduction

Website Walkthrough

The admission portal for Assam Higher Education Department. Menu items in the admission portal are as follows:

- Home
- Notice
- Institutions
- Programme Information
- FAQ
- Contact Us
- New Registration
- Login

Home

The home button takes the user back to the home page. It is the landing page of the portal. The home button is useful for applicants who want to quickly return to the home page while navigating to other pages in the portal.

The screenshot shows the homepage of the Assam State Higher Education Admission Portal. The header includes logos for the Government of India, Assam Government Portal, Ministry of Education, Department of Higher Education, Assam, and National Scholarship Portal. The main navigation bar contains links for Home, Notice, Institutions, Programme Information, FAQ, and Contact Us, along with buttons for New Registration and Login. The main content area features a search bar, a section titled 'About Assam State Higher Education Admission Portal- 2023' with a 'More >>' link, and a 'Public Notice' section with a date of 14 June 2023 and the title 'Admission Notification 2023-2024'. The footer displays the URL: https://assamadmission.samarth.ac.in/index.php/site/contact.

Notice

Notices are announcements that are made about upcoming events or changes in laws or regulations. They are important for applicants to be aware of. It typically includes notices, ordinances, permits, and other important announcements.

The screenshot shows the Assam State Higher Education Admission Portal for the 2023-2024 session. The page is titled "Public Notice" and displays a table with one entry. The table has three columns: "TITLE", "PUBLISHED ON", and "DOCUMENT". The entry is for "Admission Notice 2023-24", published on "14 Jun 2023 19:00:31 PM", with a "View Document" button.

TITLE	PUBLISHED ON	DOCUMENT
Admission Notice 2023-24	14 Jun 2023 19:00:31 PM	View Document

Institutions

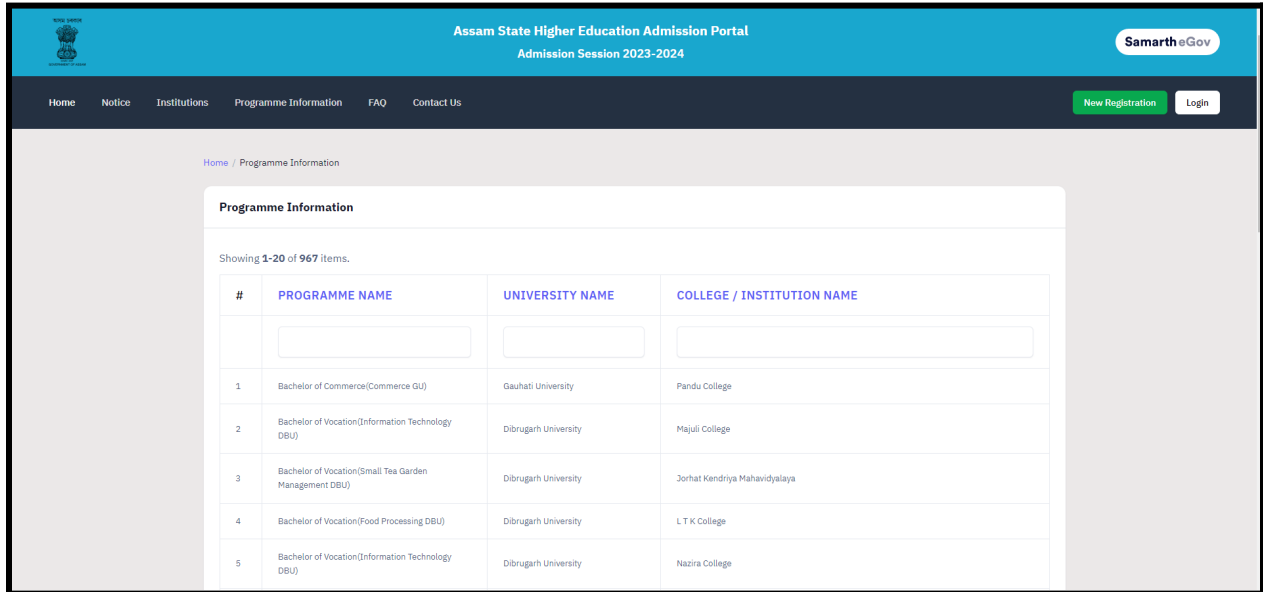
The 'Institutions' section provides detailed information about the participating Institutions. Applicants can access the page to view and read the Information Bulletin of the Colleges.

The screenshot shows the Assam State Higher Education Admission Portal for the 2023-2024 session, displaying a list of institutions. The table has three columns: "Institution Name", "College Name", and "Link to Bulletin of Information".

Institution Name	College Name	Link to Bulletin of Information
Assam Science and Technology University	Jorhat Institute of Science and Technology, Jorhat	http://jat.ac.in/admission.php
Bhattacharjee University	Bhattacharjee University College	https://www.bhattacharjeeuniversity.ac.in/docs/news/Admission_Brochure_2023-24_DRAFT.pdf
Bodoland University	Barama College	https://baramacollegebarama.in/
Bodoland University	Besagaon College	https://besagaoncollege.ac.in
Bodoland University	Bijni College	https://bijnicollege.ac.in/
Bodoland University	Bodofa UNJ Brahma College	https://bodofaunbc.ac.in/assets/bodofaunbrospectus.pdf
Bodoland University	Gossaigaon College	https://www.gossaigaoncollege.org/
Bodoland University	Janata College, Serfajuri	http://www.janatacollege.co.in/uploads/prospectus/1686721716.pdf
Bodoland University	Khoirabari College	https://khorabaricollege.in/

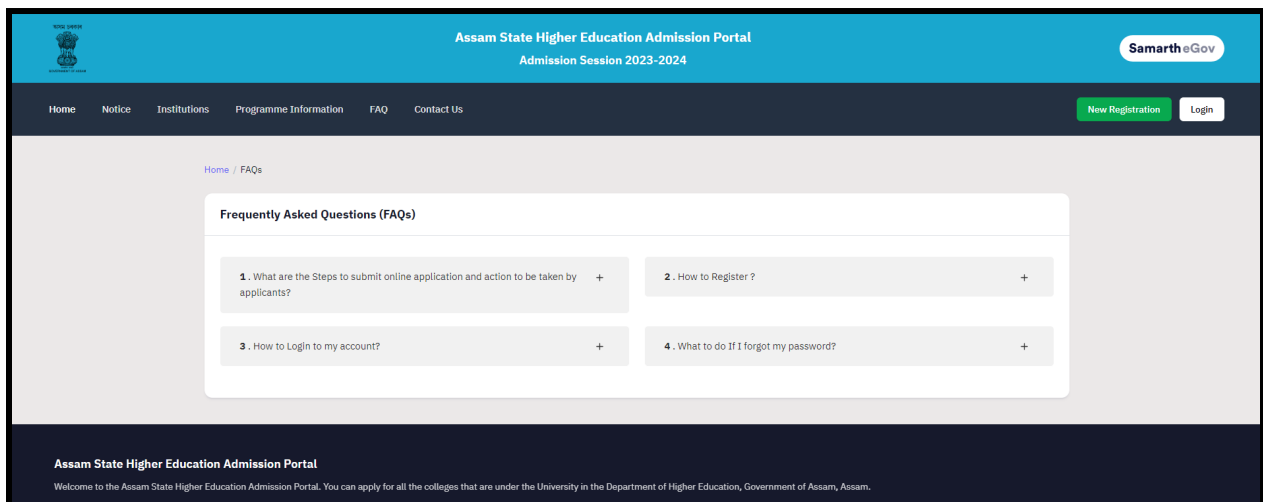
Programme Information

The programme information section displays a comprehensive list of admission registration programs. Within this section, applicants can explore Universities and colleges that offer their desired programs, specifically within the designated colleges of those Universities.



FAQ

The FAQ (Frequently Asked Questions) section is a helpful resource that provides answers to commonly asked questions regarding a particular topic or subject. It is designed to address the most common queries or concerns that applicants may have, offering clear and concise explanations. The FAQ section aims to provide applicants with quick access to relevant information, saving them time and effort in searching for answers.



Contact Us

The Contact Us section provides University/College contact details, which applicants can visit if they have any queries relevant to those Universities/Colleges.

The Admission Process

The admission process is divided into 4 steps. The applicant is required to register in the portal and complete all the steps as follows:

1. Complete their profile,
2. Confirm and lock profile and
3. Apply to college

To start the admission process, the applicant needs to register and log in to the portal. Registration for admission is a one-time process and every applicant needs to register. The registration process is mentioned below:

Registration

Applicants who are new to the portal need to register to process their application for admission. Registration is a must to ensure the portal that applicants want to apply for University programmes.

The screenshot shows the Assam State Higher Education Admission Portal for the 2023-2024 session. The page features a blue header with the portal name and 'SamarthGov' logo. A navigation bar includes links for Home, Notice, Institutions, Programme Information, FAQ, and Contact Us, along with 'New Registration' and 'Login' buttons. The main content area is divided into two sections: 'Important Instructions' and 'Registration Form'. The instructions list five key points regarding name consistency, email address requirements, and browser usage. The registration form includes fields for the applicant's full name, date of birth (with day, month, and year dropdowns), email address (with a re-entry field for confirmation), and a password (minimum 8 characters).

Assam State Higher Education Admission Portal
Admission Session 2023-2024

SamarthGov

Home Notice Institutions Programme Information FAQ Contact Us New Registration Login

Important Instructions

1. Name and other details entered by the applicant need to be the same as in the [Class X Board Marksheet](#)
2. Applicant can log in to the admission portal through their **registered email address, only**.
3. Applicant must use his own **active** email address.
4. The Email address provided by the applicant must be functional and the applicant must have access to it throughout the admission process.
5. Applicants are encouraged to use latest version of **Google Chrome** web browser for filling the application form.

Registration Form

Applicant's Full Name (As per class X/XII Marksheet) *

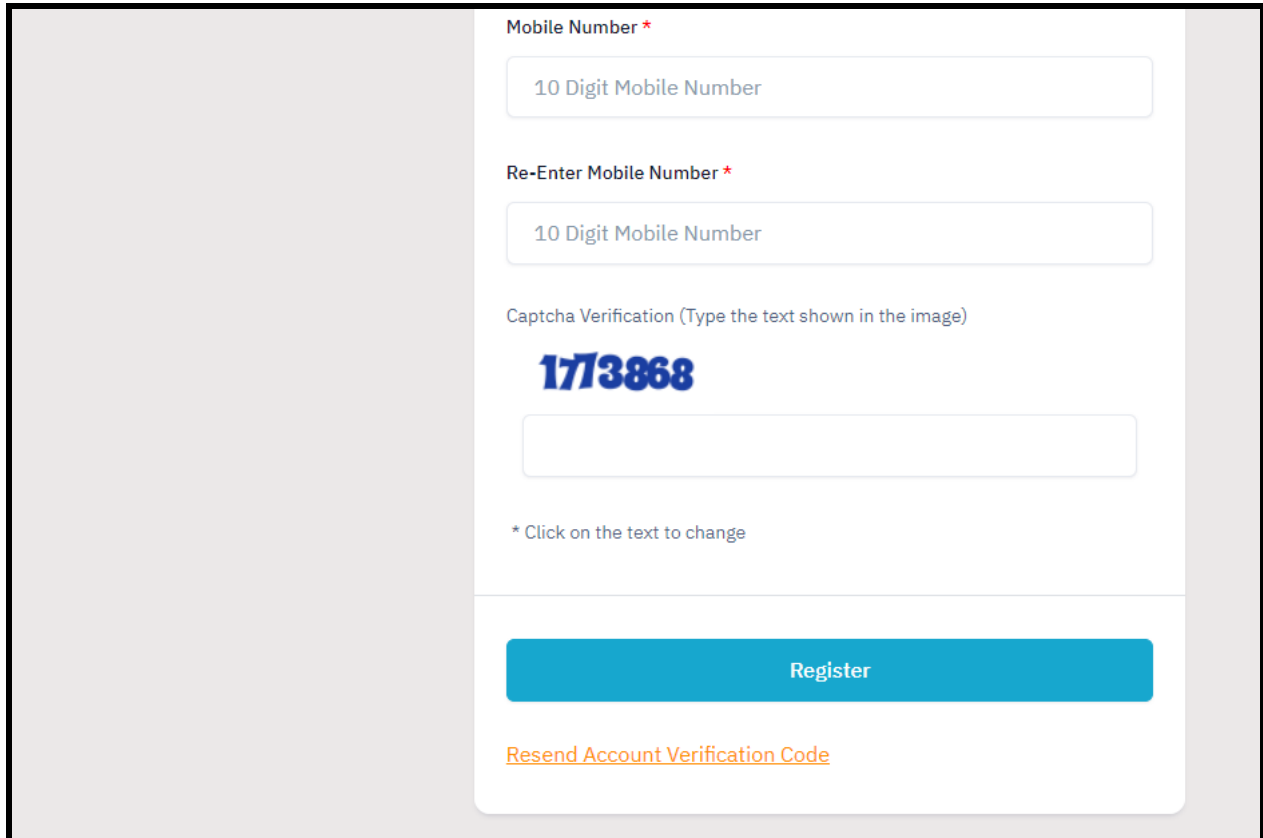
Applicant's Date of Birth (As per class X/XII Marksheet) *

Day Month Year

Applicant's Email (Please use your own email as this will be used for all official communication) *

Re-Enter Applicant's Email Address *

Password (Minimum 8 characters) *

A screenshot of a registration form. It features two input fields for a 10-digit mobile number, a captcha verification section with the number 1773868, a 'Register' button, and a 'Resend Account Verification Code' link.

Mobile Number *

10 Digit Mobile Number

Re-Enter Mobile Number *

10 Digit Mobile Number

Captcha Verification (Type the text shown in the image)

1773868

* Click on the text to change

Register

[Resend Account Verification Code](#)

To register on the admission portal:

Click on the New Registration tab.

There are two sections on the 'new registration' page.

Read the Important Instruction section before registering on the portal

The student registration form requires correct details.

Add the Full Name of the Applicant in the Applicant's Full Name

Add Date of Birth in the format of **Day, Month, and Year**

Mobile Number of Applicant in Enter Mobile Number

Set your account password in Enter Password

Enter Captcha for verification

Click on Register

An OTP will be sent to the registered mobile number. Enter the OTP.

After this the account has been successfully registered.

Applicant Dashboard

The applicant dashboard gives the applicant a personalized space to check their application status, edit/update their profile and apply to multiple programmes added by the University. This makes it easier to manage multiple applications in one place.

To access the dashboard, the applicant needs to complete the registration process and login to the portal.

Login

The 'Login' section is the starting point for applicants to apply for the programme.

To login into the portal, the applicant needs to click on the login button followed by:

Enter your registered mobile number.

Enter the password

Enter the captcha for verification in the type text box.

Click on login to enter the portal

(Note: if you forget your password click on the 'forget password' link which will redirect the applicant to the Request Password Page, for which the applicant needs to add the registered Email id. Enter the Captcha for verification and click send. A new password will be sent to the applicant's registered email id).

After successful login, the applicant can start their application process for admission. **Profile Details**

Applicants are required to fill in their profile details in the profile section. To complete the profile, click on the **Complete Profile** button in the dashboard.

The profile section is divided into five sections:

- **Personal Details**
- **Family Details**
- **University Registration details (if any)**
- **Other Category/Quota**
- **Address**

Profile Details (1) Other Details (2) Uploads (3)

Personal Details

Full Name of the Applicant *	Applicant's Gender *
<input type="text" value=""/>	<input type="text" value="Select"/>
Applicant's Date of Birth *	Age as on July 1, 2023 *
<input type="text" value=""/> <input type="text" value=""/> <input type="text" value=""/>	<input type="text" value=""/>
Social Category *	
<input type="text" value="Select"/>	
Applicant's Registered Email *	Alternate Email
<input type="text" value="abc@example.com"/>	<input type="text" value=""/>
Registered Mobile Number *	Alternate Mobile Number (Parent's/Guardian's)
<input type="text" value=""/>	<input type="text" value=""/>
Blood Group	
<input type="text" value="Select"/>	
Do you have domicile of Assam? *	
<input type="text" value="Select"/>	
Are you a citizen of India? *	Religion *
<input type="text" value="Select"/>	<input type="text" value="Select"/>
ID Proof *	
<input type="text" value="Select Id Proof"/>	

Family Details

Mother's Name *

Mother's Occupation

Mother's Qualification

Mother's Office Address

Mother's Mobile Number

Father's Name *

Father's Occupation

Father's Qualification

Father's Office Address

Father Mobile Number

Emergency Contact Number *

Combined Family Income *

University Registration details (if applicable)

Have you enrolled in University/Autonomous College before? *

Other Category/Quota

Person with Benchmark Disabilities (PwBD) Category *

Kashmiri Migrant *

Prime Minister's Special Scholarship Scheme for J&K Students *

Are you an Ex-Service man? *

Are you dependent of Freedom Fighter? *

Are you a single girl child? *

Extra Curricular Activity *

Address

Correspondence Address

Address Line 1 *

Address Line 2 *

Country *

State *

District *

Pincode *

Permanent Address Click if same as correspondence address

Address Line 1 *

Address Line 2 *

Country *

State *

District *

Pincode *

After filling all the given details, click on **Save and Next** button to proceed to the next section.

The applicant is required to verify all details for which the portal provides a preview page before the applicant starts filling the 'Other Details' section. If the applicant finds any wrong input or any issues in the form, they can easily edit or update their profile section before proceeding to the next section.

To edit/update any details:

Click on the **Update Details button** to update.

The applicant's profile will be saved. Before proceeding to the next section, please preview the filled-in details by checking all the form details and click on **Proceed to Next** button to proceed to the next section.

Other Details

Applicants are required to fill in this section. Click on the **Other Details** button after saving profile details at the top section bar or click on **Proceed to Next** button from the preview section.

[Personal Details \(1\)](#)
[Other Details \(2\)](#)
[Uploads \(3\)](#)
[Preview \(4\)](#)

Other Details

Do you have any illness which requires continuous or emergency medical attention? *

Select

Do you belong to Moran Community of Assam? *

Select

Do you belong to Fringe Village of Assam? *

Select

Do you belong Urban/Rural/Semi-Urban/Metropolitan Area? *

Select

Are you Son/Daughter of present employee of university/college? *

Select

Are you a Son/Daughter of Ex-Employee of university/college? *

Select

Do you have Migration Certificate? *

Select

Do you have transfer certificate from your School/College? *

Select

a)	Candidates having NCC 'B' 'C' certificate	<input type="radio"/> Yes <input type="radio"/> No
b)	Have you attended any special camp under the National Service Scheme	<input type="radio"/> Yes <input type="radio"/> No

LANGUAGE	PROFICIENCY (READING/WRITING/SPEAKING)
Hindi	<input type="checkbox"/> Reading <input type="checkbox"/> Writing <input type="checkbox"/> Speaking
English	<input type="checkbox"/> Reading <input type="checkbox"/> Writing <input type="checkbox"/> Speaking
Other Language 1 <input type="text"/>	<input type="checkbox"/> Reading <input type="checkbox"/> Writing <input type="checkbox"/> Speaking
Other Language 2 <input type="text"/>	<input type="checkbox"/> Reading <input type="checkbox"/> Writing <input type="checkbox"/> Speaking

[Save and Next](#)

Uploads

The 'Uploads' section asks for relevant documents which have been mentioned by the applicant in their profile and other details.

To upload documents:

Click on the **uploads section** or click on **Proceed to Next** button on the other details page at the bottom.

(Note: Please read the instruction carefully before uploading your documents)

Instruction for Uploading Image/Photo of Document, Certificate, Marksheet, and Signature

- Digital photos and signatures are required in .jpg or .jpeg image format.
- File size of the digital photo must be within 10kb to 500.00 KB limit.
- Document/Certificate/Marksheet related size of the digital photo must be within 10kb to 500.00 KB limit.

After uploading the required documentation according to the given format, click on the **Preview Your Profile** button to proceed to the next section.

Preview

The preview section provides a final reviewing process for the applicant's application form. Here the applicant can check their full application form and verify it before submitting for their admission application.

Applicants can also edit their form by clicking on the **Edit** button if they find any wrong input or issues.

(Note: After verifying all the details, the applicant needs to check the declaration box proclaiming that all the information given is correct.)

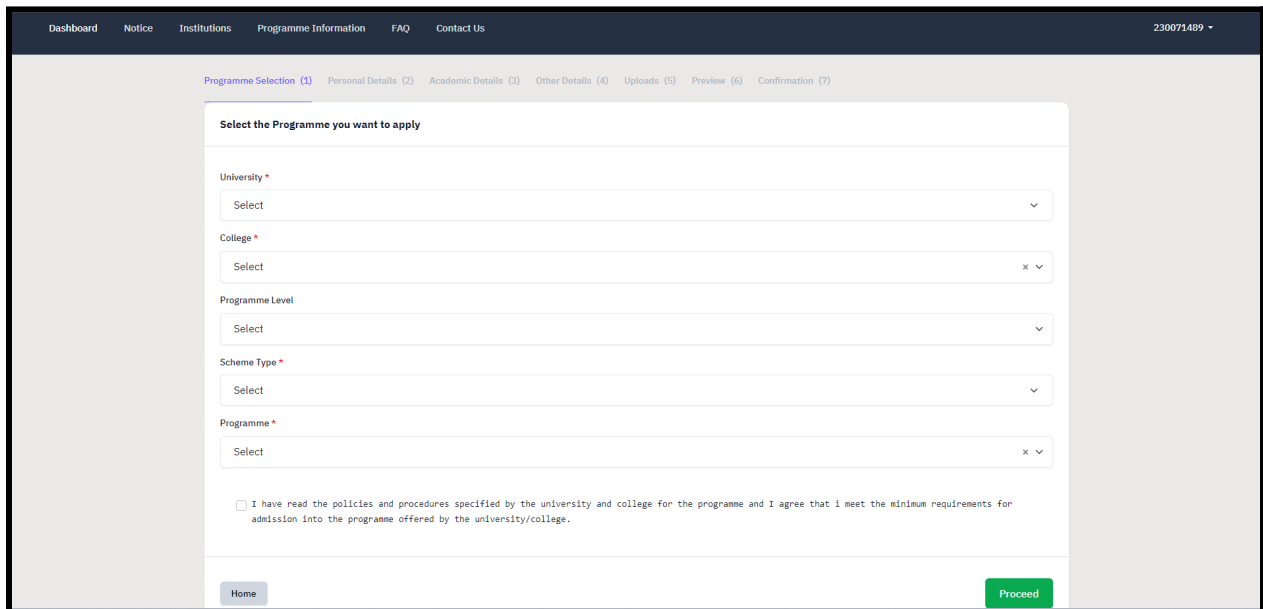
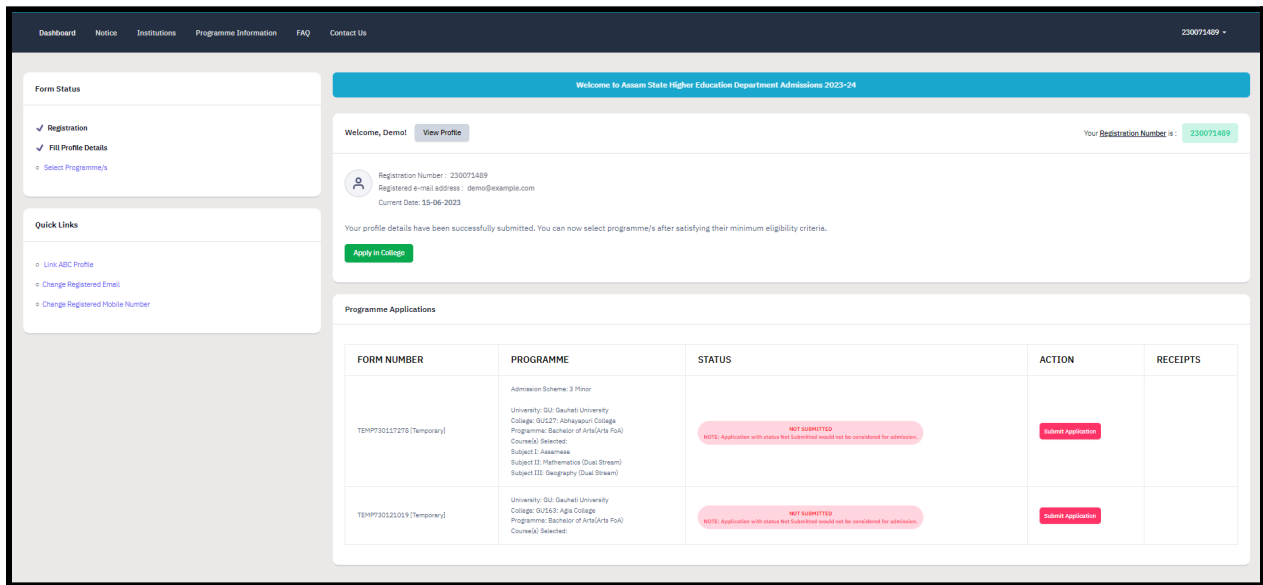
After checking the box, click the **Confirm and Lock** button to confirm and proceed to the programme selection section.

(Note: After submitting the profile, the applicant will not be allowed to edit the details further.)

Programme Selection

As soon as the profile details are completed and confirmed by the applicant, they will be able to select the programmes added by the University.

(Note: The Applicants can also view the applications which are not submitted yet from the Dashboard)



(Note: Before applying for any programmes, applicants can check the University and college through the Programme Information page).

To select the programme, click on **Apply in College** on the dashboard.
Select the University from the list.
Select the Colleges from the list affiliated with the selected University.

Select the Programme level from the list.

Select the Scheme Type from the list.

Select the Programme from the list.

Check the declaration box at the bottom of the page regarding the Information Bulletin.

Click **Proceed**

After selecting the desired programme, the applicant is required to select courses according to the group mapped by the University/College to programmes.

(Note: For detailed information on Subject Selection Criteria, the applicant should refer the university/college admission rules)

The screenshot displays a web application interface for selecting course preferences for a Bachelor of Arts (Arts FoA) programme. At the top, a green banner contains an information message: "Info: You have started application for the programme Bachelor of Arts(Arts FoA)." Below this is a breadcrumb trail: "Programme Selection (1) Personal Details (2) Academic Details (3) Other Details (4) Uploads (5) Preview (6) Confirmation (7)". The main heading reads "Please select your course preferences Bachelor of Arts(Arts FoA)".

The form includes the following sections:

- Select Admission Scheme:** Two radio button options: "1 Major 2 Minor" and "3 Minor".
- Select Group *:** Three dropdown menus, each with "Select" and a downward arrow.
- Subject I *:** A dropdown menu with "Select" and a red error message below it: "Subject I cannot be blank."
- Subject II *:** A dropdown menu with "Select" and a red error message below it: "Subject II cannot be blank."
- Subject III:** A dropdown menu with "Select" and a downward arrow.

At the bottom left is a "Home" button, and at the bottom right is a green "Proceed" button.

Select Admission Scheme

Select Group from the dropdown

Select Subject I from dropdown

Repeat above process for **selection of Subject II and Subject III**

Click **Proceed**

After selecting the groups and subjects for their selected programme, the applicant needs to provide their academic details.

Academic Details

The academic details sections need to be filled by the applicant according to their academic details which require qualification details of Secondary and Senior Secondary from the applicant.

✓ Programme Selection (1) ✓ Personal Details (2) ✓ Academic Details (3) Other Details (4) Uploads (5) Preview (6) Confirmation (7)

Select Prerequisites Criteria (Read Information Bulletin for Prerequisites Criteria)

Criteria 1: For Subject Assamese in group Arts - MIL : * Assamese (X-Level) for Minor

Qualification Details - X or Equivalent

Class X Year of Passing *

Class X Percentage (If your mark is in CGPA, please convert to equivalent percentage as per your CGPA score and CGPA Scale) *

Class X Division *

Class X Name of the Institution/School *

Class X Board/University *

X Subject Combination *

Qualification Details - XII or Equivalent

Class XII Qualification Status *	<input type="text" value="Select"/>
XII Year of Passing Final Examination *	<input type="text" value="Select"/>
Class XII Stream *	<input type="text" value="Select"/>
XII Maximum Marks (Total Maximum Marks of all subjects) *	<input type="text"/>
XII Marks Obtained (Total in all subjects) *	<input type="text"/>
Class XII Board/University *	<input type="text" value="Select"/>
Class XII Roll/Registration Number *	<input type="text"/>
Class XII Name of the Institution/School *	<input type="text"/>
Class XII Subject Combination *	<input type="text"/>

Other Details

The applicant needs to verify the “Other Details” section which is pre-filled according to the details entered at the time of Profile Completion.

Click “Next” to proceed to the “Confirmation” Page.

Confirmation & Submit Application

On this Page, the applicant needs to verify the details as entered by them by clicking all the checkboxes. After verification, the “Submit Application” Button is activated and the applicants can submit their application for the selected programme.

Uploads

DOCUMENT	UPLOAD STATUS
Photo	Uploaded
Signature	Uploaded
ID Proof Document	Uploaded
Class X (Scan both marksheet and certificate in a single file and upload)	Uploaded
Class XII (Scan both marksheet and certificate in a single file and upload)	Uploaded

Form Declaration

"I do hereby declare that all the statement made in the application are true, complete and correct to the best of my knowledge and belief. I am duly aware that in the event of any particulars or information furnished by me is found to be false/incorrect/incomplete or if i am found indulging in some unlawful act at any time during the course period, my candidature is liable to be summarily rejected/cancelled."Additionally undertaking for students whose results are awaited: "I, having been permitted to be provisionally admitted to University hereby undertake to produce the proof of having successfully qualified in the final qualifying examination with requisite percentage of marks if failing. I shall forthwith vacate the seat and shall have no claim for refund of fees already paid."



[Previous](#)

[Submit](#)